

regal_e.premium 1205



Model Code F5647

date of issue 22-03-22 revision 00
revision of 19-05-23 (the present replaces any previous versions)

Designer: centro studi interno

Structure: pinewood, multilayer and plywood covered with polyurethane foam, additionally covered with 100% dacron polyester padding.

Spring system: elastic webbing.

Seat Padding: seat cushions in ecological polyurethane foam covered with 100% polyester layer

Back Padding: in ecological polyurethane foam covered with 100% polyester layer

Arm Interior: in ecological polyurethane foam covered with 100% polyester layer

Removability: not available, loose seat cushions

Sewing: leather covers feasible with contrast stitching in the colors available; cuts and sewing vary on microfiber (or fabric) covers. The model features a decorative stitch (embroidery stitch n° 1_1 ago/needle) on armrests.

Mechanisms: the model is equipped with backrests that can be manually lifted, thanks to a user-friendly mechanism that turns into a decorative element of the sofa. The backrest metal mechanism is available in shiny metal or matt black finish. The total height of the model with lifted backrests is 103 cm. "Electric footrest" versions feature an electric recliner mechanism operated by a touch sensor positioned on the internal sides. The maximum depth of the model with completely open footrest is 138 cm. Corner version 000 is not equipped with liftable backrests.

Components: the model features n. 1 kidneyrest pillow in feather mix on each backrest.

Standard feet: matt black metal standard feet, h. 16 cm. Alternatively, it is possible to choose among the standard finishes enclosed in the sample book. The sample book also includes "special" finishes available with a price upcharge, subject to production approval. Some versions may be equipped with hidden feet with a supporting structural function.

With the reservation of carrying for production purposes and without advanced notices modifications on the materials, coverings and dimensions of the product as indicated in the relevant specification. The given dimensions and volume are of indicative value being subject to the production process tolerances. For normal use, the following maximum loads are recommended: Armchairs max. 120 kg, 2-seater sofas max. 200 kg (2x100 kg), 3-seater sofas max. 240 kg (3x80 kg). Use with loads exceeding the indicated values may cause the sofa/armchair or its components to break.

Density of seat and back kg/cbm (±5%) ⁽¹⁾

Markets	Seat	Back
I	35 Medium	27
D - NL - CH		
USA - California	35 soft	27 soft
GB	37 fire retardant	31 fire retardant
Others		

Note: when no values/contents are specified in the chart, please refer to 'Others' field/area.

⁽¹⁾Density: volume mass apparently determined on materials without any kind of covers and according to the UNI EN ISO 845 regulations. Indicated values refer to production averages; the Company reserves the right, if needed, to make changes to the declared technical characteristics. Before use, it is advisable to look at the SAFETY INFORMATION TECHNIQUE for info regarding use and protection of people and of the environment, in compliance with existing EEC regulations.

Coverings

	suggested	not suggested	not possible
thick leathers	✓		
thin elastic leathers	✓		
natural leathers	✓		
fabric*	✓		
microfibre*	✓		
leather + split	✓		
DeLuxe			✓
multi colour**			✓
multi-category**			✓
multi covering**			✓

Please note: for not removable models, only one colour fabric covers are available.

* fabrics and microfibers are not available for the U.K. market

Components / Optional vers.



Feet



PM2157



Ottoman

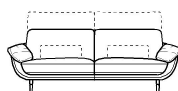
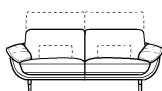
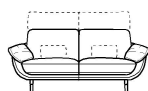
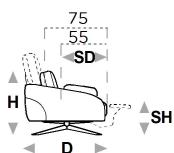


↑ fold following the dotted line ↑

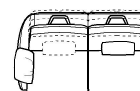
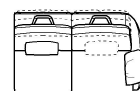
regal_e.premium 1205



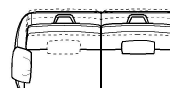
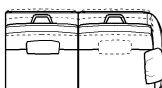
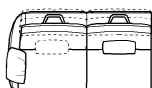
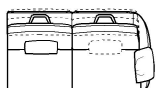
L Length - H Height - D Depth - SH Seat Height - SD Seat Depth
Dimensions refer to maximum sizes of the version with closed mechanism (where available).



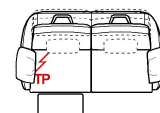
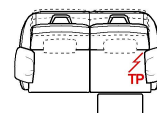
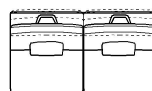
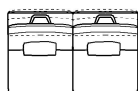
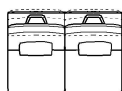
dimensions	L 180 H81 D105 SH44 SD56	L 200 H81 D105 SH44 SD56	L 220 H81 D105 SH44 SD56	L 90 H81 D105 SH44 SD56	L 90 H81 D105 SH44 SD56
version code	BT4	BT5	BT6	BV4	BV5
Description	lift.backrest 2-seater	lift.backrest 2 1/2-seater	lift.backrest 3-seater	lift.backr.rhf mini chair	lift.backr.lhf mini chair



L 100 H81 D105 SH44 SD56	L 100 H81 D105 SH44 SD56	L 110 H81 D105 SH44 SD56	L 110 H81 D105 SH44 SD56	L 163 H81 D105 SH44 SD56	L 163 H81 D105 SH44 SD56
BV6	BV7	BV8	BV9	BU7	BU8
lift.backr.rhf chair	lift.backr.lhf chair	lift.backr.rhf maxi chair	lift.backr.lhf maxi chair	lift.backr.rhf 2-seater	lift.backr.lhf 2-seater



L 183 H81 D105 SH44 SD56	L 183 H81 D105 SH44 SD56	L 203 H81 D105 SH44 SD56	L 203 H81 D105 SH44 SD56	L 73 H81 D105 SH44 SD56	L 83 H81 D105 SH44 SD56
BV0	BV1	BV2	BV3	BX6	BX7
lift.backr.rhf 2 1/2-seater	lift.backr.lhf 2 1/2-seater	lift.backr.rhf 3-seater	lift.backr.lhf 3-seater	lift.backr.arml.mini chair	lift.backr.armless chair



L 93 H81 D105 SH44 SD56	L 146 H81 D105 SH44 SD56	L 166 H81 D105 SH44 SD56	L 186 H81 D105 SH44 SD56	L 180 H81 D105 SH44 SD56	L 180 H81 D105 SH44 SD56
BX8	BJ8	BJ9	BU9	BT7	BT8
lift.backr.arml.maxi chair	lift.backrest armless 2-str	lift.backrest armless 2 1/2 str	lift.backrest armless 3-str	el.rhf footr.lift.back 2str	el.lhf footr.lift.back 2str

↓ fold following the dotted line ↓



↑ fold following the dotted line ↑

regal_e.premium 1205



L Length - H Height - D Depth - SH Seat Height - SD Seat Depth
Dimensions refer to maximum sizes of the version with closed mechanism (where available).

dimensions	L 200 H81 D105 SH44 SD56		L 200 H81 D105 SH44 SD56		L 220 H81 D105 SH44 SD56		L 220 H81 D105 SH44 SD56		L 90 H81 D105 SH44 SD56			
version code	BU0		BU1		BU2		BU3		BJ2			
Description	el.rhf foot.lift.back 21/2 str		el.lhf foot.lift.back 21/2 str		el.rhf footr.lift.back 3str		el.lhf footr.lift.back 3str		el.foot.lift.back.rf mini chr			
	L 90 H81 D105 SH44 SD56		L 100 H81 D105 SH44 SD56		L 100 H81 D105 SH44 SD56		L 110 H81 D105 SH44 SD56		L 110 H81 D105 SH44 SD56		L 163 H81 D105 SH44 SD56	
	BJ3		BJ4		BJ5		BJ6		BJ7		BZ0	
	el.foot.lift.back.lf mini chr		el.foot.lift.back.rhf chair		el.foot.lift.back.lhf chair		el.foot.lift.back.rf maxi chr		el.foot.lift.back.lf maxi chr		el.footr.lift.back.rhf2 -str	
	L 163 H81 D105 SH44 SD56		L 183 H81 D105 SH44 SD56		L 183 H81 D105 SH44 SD56		L 203 H81 D105 SH44 SD56		L 203 H81 D105 SH44 SD56		L 180 H81 D105 SH44 SD56	
	BZ1		BZ2		BZ3		BZ4		BZ5		BU4	
	el.footr.lift.back.lhf2 -str		el.footr.lift.back.rhf2 -str		el.footr.lift.back.lhf3 -str		el.footr.lift.back.rhf3 -str		el.footr.lift.back.lhf3 -str		el.2 footr.lift.back r.2str	
	L 200 H81 D105 SH44 SD56		L 220 H81 D105 SH44 SD56		L 110 H81 D150 SH44 SD101		L 110 H81 D150 SH44 SD101		L 129 H81 D112 SH44 SD56		L 129 H81 D112 SH44 SD56	
	BU5		BU6		BX0		BX1		BX2		BX3	
	el.2foot.lift.back r.21/2str		el.2 footr.lift.back r.3str		maxi lift.backr.rhf ch.long		maxi lift.backr.lhf ch.long.		lift.backr.rhf mer.arml.chr		lift.backr.lhf mer.arml.chr	

↓ fold following the dotted line ↓

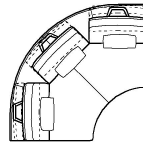
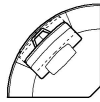
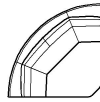
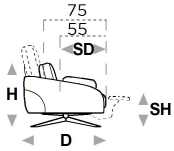


↑ fold following the dotted line ↑

regal_e.premium 1205



L Length - H Height - D Depth - SH Seat Height - SD Seat Depth
 Dimensions refer to maximum sizes of the version with closed mechanism (where available).



dimensions	L 119 H81 D119 SH44 SD56	L 119 H81 D119 SH44 SD56	L 173 H81 D173 SH44 SD56	L 90 H44 D70 SH- SD-	L 57 H30 D12 SH- SD-
version code	000	BX4	BX5	635	656
Description	corner	liftable backrest corner	lift.backrest maxi corner	rectangular ottoman	lumbar support

↓ fold following the dotted line ↓

