

sole.premium 1204



Model Code F5646

date of issue 16-04-22 revision 00
revision of 15-01-25 (the present replaces any previous versions)

Designer: centro studi interno

Structure: pinewood, beech-wood, multilayer and plywood covered with polyurethane foam with bayonet fittings to fix the arms. Welded steel mesh on bed versions.

Spring system: elastic webbing

Seat Padding: seat cushions in ecological polyurethane foam covered with 100% polyester layer.

Back Padding: backrests in fiber (synthetic fiberfill)

Arm Interior: in ecological polyurethane foam covered with 100% polyester layer.

Removability: entirely removable fabric or microfiber covers

Sewing: leather covers feasible with contrast stitching in the colors available; cuts and sewings vary on microfiber (or fabric) covers.

Bed Version: available with welded steel mesh and elastic webbing on the seats. Synchro opening through backrests flip-up. Backs are equipped with a support that allows pillows to be stored; seat and back cushions are fixed to the structure while opening the sofa bed. Mattress available in two different types: ecological polyurethane foam or memory foam. The size of the mattress (see sizes on spec sheet drawings) may vary slightly because of the way it is arranged and due to the characteristics of the material, without affecting the quality of the product. The total depth of the model with open bed is 208 cm.

Standard feet: the sofa is lifted 8 cm off the floor on versions "low h. 13" and versions "h. 16" and is lifted 13 cm off the floor on versions "high h. 13". Shiny metal PM2144 front and rear feet, included in versions CG2 (low pair of arms_a h 13) and CD8 (pair of arms_a h 16); shiny metal PM974 front and rear feet, included in versions CF0 (high pair of arms_a h 13); shiny metal PM2238 front and rear feet, included in versions CG3 (low pair of arms_c h 13) and CD9 (pair of arms_c h 16); shiny metal PM2240 front and rear feet, included in versions CF1 (high pair of arms_c h 13); shiny metal PM2151 front and rear feet, included in versions CG4 (low pair of arms_b h 13) and CE0 (pair of arms_b h 16); shiny metal PM2239 front and rear feet, included in versions CF2 (high pair of arms_b h 13). All feet are also available in the standard finishes enclosed in the sample book. The sample book also includes "special" finishes available with a price upcharge, subject to production approval. No feet are included on pair of arms CG5 (low pair of arms_d h 13), CF3 (high pair of arms_d h 13) and CE1 (pair of arms_d h 16).

Please note: Versions with memory foam mattress are **not available** for sales in the state of **UK and Ireland**.

With the reservation of carrying for production purposes and without advanced notices modifications on the materials, coverings and dimensions of the product as indicated in the relevant specification. The given dimensions and volume are of indicative value being subject to the production process tolerances. For normal use, the following maximum loads are recommended: Armchairs max. 120 kg, 2-seat sofas max. 200 kg (2x100 kg), 3-seat sofas max. 240 kg (3x80 kg). Use with loads exceeding the indicated values may cause the sofa/armchair or its components to break.

Density of seat and back kg/cbm (±5%) ⁽¹⁾

Markets	Seat	Back
I	30 Medium	
D - NL - CH		
USA - California		
GB	37 fire retardant	
Others	30 Medium	

Note: when no values/contents are specified in the chart, please refer to 'Others' field/area.

⁽¹⁾Density: volume mass apparently determined on materials without any kind of covers and according to the UNI EN ISO 845 regulations. Indicated values refer to production averages; the Company reserves the right, if needed, to make changes to the declared technical characteristics. Before use, it is advisable to look at the SAFETY INFORMATION TECHNIQUE for info regarding use and protection of people and of the environment, in compliance with existing EEC regulations.

Coverings

	suggested	not suggested	not possible
thick leathers	✓		
thin elastic leathers	✓		
natural leathers	✓		
fabric*	✓		
microfibre*	✓		
leather + split			✓
DeLuxe			✓
multi colour**			✓
multi-category**			✓
multi covering**			✓

Please note: for not removable models, only one colour fabric covers are available.

* fabrics and microfibers are not available for the U.K. market

Components / Optional vers.




Feet



PM2144

PM974

PM2151



PM2238

PM2239

PM2240

Ottoman

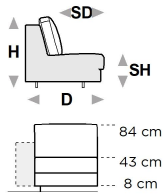


↑ fold following the dotted line ↑

sole.premium 1204 - low h. 13



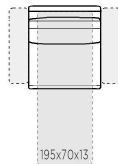
L Length - H Height - D Depth - SH Seat Height - SD Seat Depth
 Dimensions refer to maximum sizes of the version with closed mechanism (where available).



dimensions

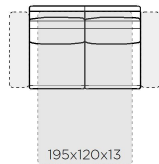
version code

Description



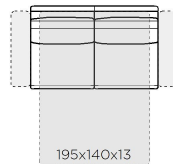
L 92
 H84 D100 SH43 SD53
 CF4

low h.13 bed
 armless chair



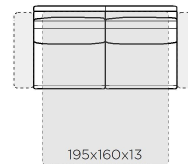
L 142
 H84 D100 SH43 SD53
 CF6

low h13 bed
 arml.2-str



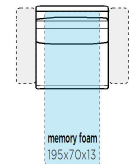
L 162
 H84 D100 SH43 SD53
 CF8

low h.13 bed
 arml.2 1/2



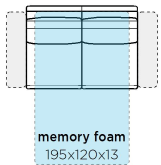
L 182
 H84 D100 SH43 SD53
 CG0

low h.13 bed
 arml.3-s.sofa



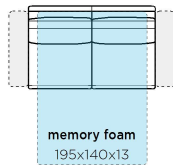
L 92
 H84 D100 SH43 SD53
 CF5

low h13 mem.bed
 arml.chair



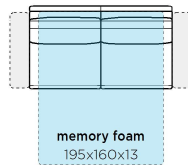
L 142
 H84 D100 SH43 SD53
 CF7

low h13 mem.bed
 arml.2-str



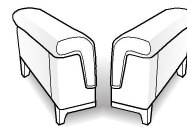
L 162
 H84 D100 SH43 SD53
 CF9

low h13 mem.bed
 arml.2 1/2



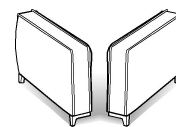
L 182
 H84 D100 SH43 SD53
 CG1

low h13 mem.bed
 arml.3-str



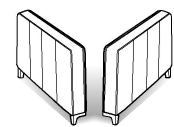
L 25
 H57 D96 SH- SD-
 CG2

pair of armr._a
 h13 low r/l



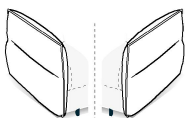
L 18
 H57 D96 SH- SD-
 CG3

pair of armr._b
 h13 low r/l



L 14
 H57 D96 SH- SD-
 CG4

pair of armr._c
 h13 low r/l



L 12
 H57 D96 SH- SD-
 CG5

pair of armr._d
 h13 low r/l

↓ fold following the dotted line ↓

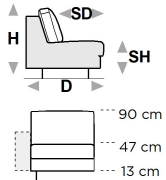


↑ fold following the dotted line ↑

sole.premium 1204 - high h. 13



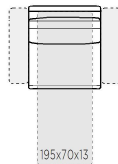
L Length - H Height - D Depth - SH Seat Height - SD Seat Depth
 Dimensions refer to maximum sizes of the version with closed mechanism (where available).



dimensions

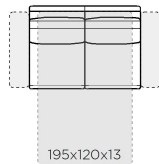
version code

Description



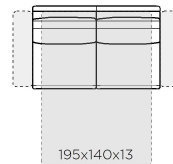
L 92
 H90 D102 SH47 SD53
 CE2

high h.13 bed
 armless chair



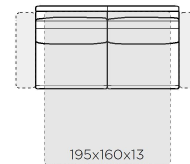
L 142
 H90 D102 SH47 SD53
 CE4

high h13 bed
 arml.2-str



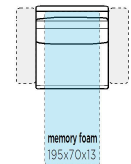
L 162
 H90 D102 SH47 SD53
 CE6

high h.13 bed
 arml.2 1/2



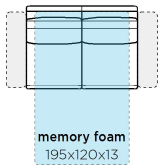
L 182
 H90 D102 SH47 SD53
 CE8

high h.13 bed
 arml.3-str



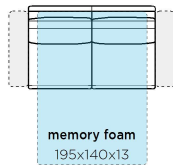
L 92
 H90 D102 SH47 SD53
 CE3

high h13
 mem.bed
 arml.chair



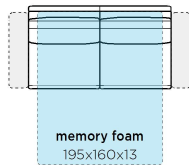
L 142
 H90 D102 SH47 SD53
 CE5

high h13
 mem.bed arml.2-
 str



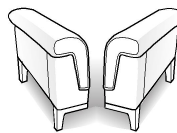
L 162
 H90 D102 SH47 SD53
 CE7

high h13
 mem.bed arml.2
 1/2



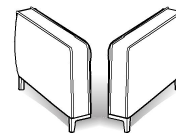
L 182
 H90 D102 SH47 SD53
 CE9

high h13
 mem.bed arml.3-
 str



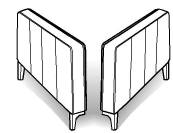
L 23
 H63 D98 SH- SD-
 CF0

pair of armr._a
 h13 high r/l



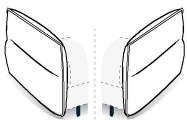
L 18
 H63 D98 SH- SD-
 CF1

pair of armr._b
 h13 high r/l



L 14
 H63 D98 SH- SD-
 CF2

pair of armr._c
 h13 high r/l



L 12
 H63 D98 SH- SD-
 CF3

pair of armr._d
 h13 high r/l

↓ fold following the dotted line ↓

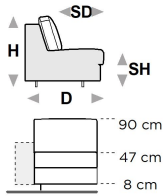


↑ fold following the dotted line ↑

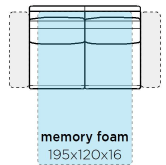
sole.premium 1204 - h. 16



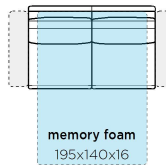
L Length - H Height - D Depth - SH Seat Height - SD Seat Depth
 Dimensions refer to maximum sizes of the version with closed mechanism (where available).



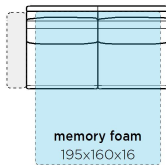
dimensions	L 92 H90 D100 SH47 SD53	L 142 H90 D100 SH47 SD53	L 162 H90 D100 SH47 SD53	L 182 H90 D100 SH47 SD53	L 92 H90 D100 SH47 SD53
version code	CD0	CD2	CD4	CD6	CD1
Description	h.16 bed armless chair	h.16 bed arml.2-s.sofa	h.16 bed arml.2 1/2	h.16 bed armless 3-str	h.16 memory bed arml.chair



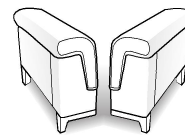
L 142 H90 D100 SH47 SD53
CD3
h16 memory bed arml.2-str



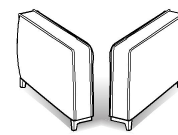
L 162 H90 D100 SH47 SD53
CD5
h.16 memory bed arml.2 1/2



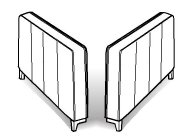
L 182 H90 D100 SH47 SD53
CD7
h16 memory bed arml.3-str



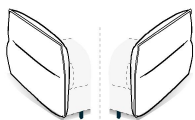
L 25 H63 D96 SH- SD-
CD8
pair of armrests_a h16 rg/lf



L 18 H63 D96 SH- SD-
CD9
pair of armrests_b h16 rg/lf



L 14 H63 D96 SH- SD-
CE0
pair of armrests_c h16 rg/lf



L 12 H63 D96 SH- SD-
CE1
pair of armrests_d h16 rg/lf

↓ fold following the dotted line ↓

