

skyline.premium 1239



Model Code F5693

date of issue 25-01-24 revision 00
revision of 06-11-24 (the present replaces any previous versions)

Designer: centro studi interno.

Structure: pinewood, multilayer, and plywood covered with ecological polyurethane foam covered with 100% polyester layer. Backrests and armrests rest on a metal mechanism*.

Spring system: elastic webbing

Seat Padding: in ecological polyurethane foam, covered with 100% polyester padding

Back Padding: backrests and rolls in ecological polyurethane foam, covered with 100% polyester padding

Arm Interior: in ecological polyurethane foam, covered with 100% polyester padding

Removability: not available

Sewing: covers feasible with contrast stitching in the colors available

Mechanisms: * model equipped with backrests and armrests that can be manually adjusted, so that the seat depth can be increased by 42 cm and the seat width can be increased by 28 cm per armrest side. Armrests can be raised to any position. The total depth of the model with backrests positioned outward is 151 cm (192 cm on chaise long versions and 122 cm on version BS3). The overall dimension of the model with extended armrests increases by a maximum of 28 cm per armrest side. The model is also equipped with manually liftable headrests. The height of the model with lift-up headrests is 104 cm.

Standard feet: the model is lifted 19 cm off the floor. PM2302 feet, in metal with standard matt black finish; upon request it is possible to choose from the standard finishes enclosed in the sample book. The sample book also includes "special" finishes available with a price upcharge, subject to production approval. Some versions may be equipped with hidden feet with a supporting structural function.

Please note: the model is completely finished on each side; each single element is covered also on inner sides. The model cannot be produced with the following leather articles: MAMMUT, EMOTION and ORION. Versions 200 and 300 have different aesthetic and dimensional characteristics compared to the other versions.

Density of seat and back kg/cbm (±5%) (1)

Markets	Seat	Back
I	30 Medium HR	28/27 HR
D - NL - CH	30 sostenuto hard HR	30 hard HR
USA - California	30 soft HR	28/27 soft HR
GB	37 fire retardant	31 fire retardant
Others	30 Medium HR	28/27 HR

(1)Density: volume mass apparently determined on materials without any kind of covers and according to the UNI EN ISO 845 regulations. Indicated values refer to production averages; the Company reserves the right, if needed, to make changes to the declared technical characteristics. Before use, it is advisable to look at the SAFETY INFORMATION TECHNIQUE for info regarding use and protection of people and of the environment, in compliance with existing EEC regulations.

Coverings

	suggested	not suggested	not possible
thick leathers		✓	
thin elastic leathers	✓		
natural leathers	✓		
fabric*	✓		
microfibre*	✓		
leather + split			✓
DeLuxe*			✓
multi colour**	✓		
multi-category**	✓		
multi covering**			✓

Please note: for not removable models, only one colour fabric covers are available.

* Deluxe, Fabrics and microfibers are not available for the U.K. - USA/CA - IE market.



Feet



PM2302



Ottoman



We reserve the right to amend materials, covers and product dimensions shown on the data sheet, for production purposes and without prior notice. The line drawings, graphic information, dimensions, and volume provided are approximate and may vary due to the tolerances allowed in the production process with a view to improvements. The following maximum load values are recommended under normal use: armchairs max. 120 kg, 2-seater sofas max. 200 kg (2x100 kg), 3-seater sofas max. 240 kg (3x80 kg). Exceeding the recommended load may cause a structural failure of the sofa/armchair or its components.

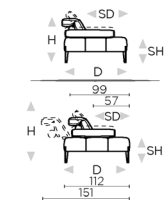


↑ fold following the dotted line ↑

skyline.premium 1239



L Length - H Height - D Depth - SH Seat Height - SD Seat Depth
Dimensions refer to maximum sizes of the version with closed mechanism (where available).



dimensions	L 189 H77 D108 SH45 SD57	L 226 H77 D108 SH45 SD57	L 224 H77 D112 SH45 SD57	L 112 H77 D112 SH45 SD57	L 112 H77 D112 SH45 SD57
version code	200	300	Q62	AH0	AH1
Description	2 seater	3 seater	tilt back 3-seater sofa	tilt rhf chair	tilt lhf chair

L 74 H77 D112 SH45 SD57 Q69	L 112 H77 D112 SH45 SD57 BS4	L 112 H77 D112 SH45 SD57 BS5	L 188 H77 D112 SH45 SD57 AU4	L 188 H77 D112 SH45 SD57 AU5	L 150 H77 D112 SH45 SD57 QB0
armless tilt chair	tilt rhf mer.armless chair	tilt lhf mer.armless chair	tilt rhf 3 seater	tilt lhf 3 seater	tilt armless 3-seater

L 188 H77 D112 SH45 SD57 BY0	L 188 H77 D112 SH45 SD57 BY1	L 112 H77 D151 SH45 SD96 AU6	L 112 H77 D151 SH45 SD96 AU7	L 74 H77 D151 SH45 SD96 BY2	L 112 H77 D151 SH45 SD96 BY3
tilt rhf mer.armless 3-str	tilt lhf mer.armless 3-str	tilt rhf chaise long	tilt lhf chaise long	tilt armless chaise longue	tilt rhf mer.arml.chaise l.

L 112 H77 D151 SH45 SD96 BY4	L 112 H77 D112 SH45 SD57 BS3	L 224 H77 D112 SH45 SD57 BY5	L 224 H77 D112 SH45 SD57 BY6	L 224 H77 D112 SH45 SD57 BY7	L 224 H77 D112 SH45 SD57 BY8
tilt lhf mer.arml.chaise l.	tilt square corner	tilt rhf chair square corner	tilt lhf chair square corner	tilt rhf mer.chair sq.corner	tilt lhf mer.chair sq.corner

↓ fold following the dotted line ↓

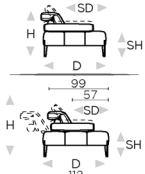


↑ fold following the dotted line ↑

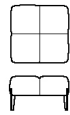
skyline.premium 1239



L Length - H Height - D Depth - SH Seat Height - SD Seat Depth
 Dimensions refer to maximum sizes of the version with closed mechanism (where available).



dimensions



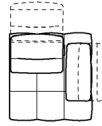
L 74
H45 D74 SH- SD-

version code

540

Description

ottoman

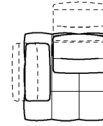


L 105
H77 D112 SH45 SD57

version code

EA0

**tilt rhf small
 armchair**

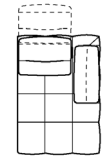


L 105
H77 D112 SH45 SD57

version code

EA1

**tilt lhf small
 armchair**

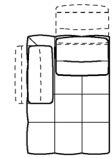


L 105
H77 D151 SH45 SD57

version code

EA2

**tilt rhf small
 chaise long.**

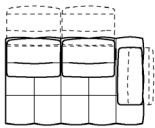


L 105
H77 D151 SH45 SD57

version code

EA3

**tilt lhf small
 chaise long.**

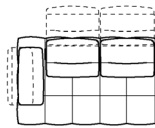


L 176
H77 D112 SH45 SD57

version code

EA4

**tilt rhf small 3-
 seater sofa**



L 176
H77 D112 SH45 SD57

version code

EA5

**tilt lhf small 3-
 seater sofa**

↓ fold following the dotted line ↓



skyline.premium 1239

Model Code F5693

date of issue 25-01-24
 revision 00 of 06-11-24
 (the present replaces any previous versions)



****Multicover (combination of different materials)** YES NO

****Multicolor (different colors belonging to the same material)** YES NO

1st cover SPLIT LEATHER FABRIC MICROFIBER

1st color SPLIT LEATHER FABRIC MICROFIBER

2nd cover SPLIT LEATHER FABRIC MICROFIBER

2nd color SPLIT LEATHER FABRIC MICROFIBER

3rd cover SPLIT LEATHER FABRIC MICROFIBER

3rd color SPLIT LEATHER FABRIC MICROFIBER

****Multicategory (different categories belonging to the same material)** YES NO

Available in single covering or single color. Also available in multicolor: 1st col. (fabric or microfiber) seats, 2nd col. (fabric or microfiber) backrests, rolls and armrests.

