

L'éclair_2.cal 1243_2

Model Code F2753

date of issue 27-03-24 revision 00
revision of 18-04-24 (the present replaces any previous versions)

Designer: centro studi interno

Structure: pinewood, multilayer and plywood

Spring system: elastic webbing.

Seat Padding: seat cushions in ecological polyurethane foam covered with 100% polyester padding, additionally wrapped with thermo-bonded textile fabric coupled with cloth.

Back Padding: in ecological polyurethane foam covered with 100% polyester padding, additionally wrapped with thermo-bonded textile fabric coupled with cloth.

Removability: entirely removable covers

Sewing: the model features a decorative stitch (n. 8_1 ago / needle) on front seats, available upon request with contrast stitching in the colors available.

Standard feet: P633, in PVC h 3 cm.



Density of seat and back kg/cbm (±5%) ⁽¹⁾

Markets	Seat	Back
I	35 Medium HR	35 HR
D - NL - CH	35 sostenuto hard HR	28 sostenuto hard HR
USA - California	35 soft HR	35 soft HR
GB	37 fire retardant	30 fire retardant
Others	35 Medium HR	35 HR

⁽¹⁾Density: volume mass apparently determined on materials without any kind of covers and according to the UNI EN ISO 845 regulations. Indicated values refer to production averages; the Company reserves the right, if needed, to make changes to the declared technical characteristics. Before use, it is advisable to look at the SAFETY INFORMATION TECHNIQUE for info regarding use and protection of people and of the environment, in compliance with existing EEC regulations.

Coverings

	suggested	not suggested	not possible
thick leathers			✓
thin elastic leathers			✓
natural leathers			✓
fabric*	✓		
microfibre*	✓		
leather + split			✓
DeLuxe*			✓
multi colour**			✓
multi-category**			✓
multi covering**			✓

Please note: for not removable models, only one colour fabric covers are available.

* Deluxe, Fabrics and microfibers are not available for the U.K. - USA/CA - IE market.



N.8_1AGO_P

Feet



P633

Ottoman

We reserve the right to amend materials, covers and product dimensions shown on the data sheet, for production purposes and without prior notice. The line drawings, graphic information, dimensions, and volume provided are approximate and may vary due to the tolerances allowed in the production process with a view to improvements. The following maximum load values are recommended under normal use: armchairs max. 120 kg, 2-seater sofas max. 200 kg (2x100 kg), 3-seater sofas max. 240 kg (3x80 kg). Exceeding the recommended load may cause a structural failure of the sofa/armchair or its components.

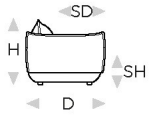



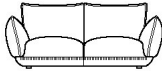
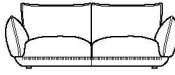
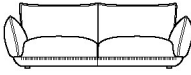




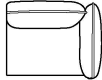
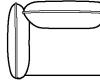
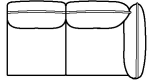

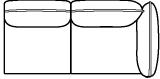
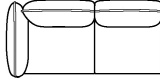





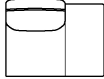

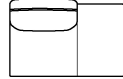
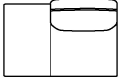
↑ fold following the dotted line ↑

L'éclair_2.cal 1243_2



L Length - H Height - D Depth - SH Seat Height - SD Seat Depth
Dimensions refer to maximum sizes of the version with closed mechanism (where available).



					
dimensions	L 113	L 205	L 225	L 245	L 103
version code	H85 D100 SH45 SD58 100	H85 D100 SH45 SD58 240	H85 D100 SH45 SD58 300	H85 D100 SH45 SD58 354	H85 D100 SH45 SD58 B68
Description	chair	2 1/2 seater	3 seater	3 seater maxi	mini chair raf
					
L 103	L 113	L 113	L 123	L 123	L 180
H85 D100 SH45 SD58 B69	H85 D100 SH45 SD58 110	H85 D100 SH45 SD58 120	H85 D100 SH45 SD58 114	H85 D100 SH45 SD58 124	H85 D100 SH45 SD58 251
mini chair laf	1 right arm facing chair	1 left arm facing chair	rhf maxi chair	lhf maxi chair	1 right arm fac.2 1/2 str
					
L 180	L 200	L 200	L 220	L 220	L 77
H85 D100 SH45 SD58 252	H85 D100 SH45 SD58 310	H85 D100 SH45 SD58 320	H85 D100 SH45 SD58 592	H85 D100 SH45 SD58 593	H85 D100 SH45 SD58 D62
1 left arm fac.2 1/2 str	1 right arm facing 3 str	1 left arm facing 3 str	1 raf 3 str maxi	1 laf 3 str maxi	small chair no arm
					
L 87	L 97	L 127	L 127	L 147	L 147
H85 D100 SH45 SD58 130	H85 D100 SH45 SD58 144	H85 D100 SH45 SD58 M62	H85 D100 SH45 SD58 M63	H85 D100 SH45 SD58 168	H85 D100 SH45 SD58 169
chair without armr.	maxi chair no arm	rhf mini mer.end arml.chair	lhf mini mer.end arml.chair	chr no arms mer.rgt fac.ter.	chr no arms mer.lft fac. term.

↓ fold following the dotted line ↓

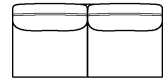
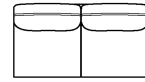
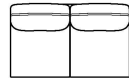
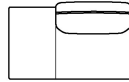
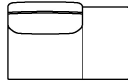
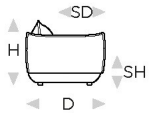


↑ fold following the dotted line ↑

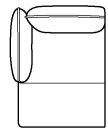
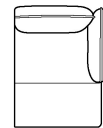
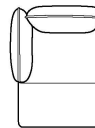
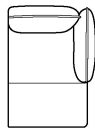
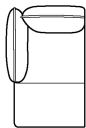
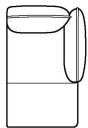
L'éclair_2.cal 1243_2



L Length - H Height - D Depth - SH Seat Height - SD Seat Depth
 Dimensions refer to maximum sizes of the version with closed mechanism (where available).



dimensions	L 157 H85 D100 SH45 SD58	L 157 H85 D100 SH45 SD58	L 154 H85 D100 SH45 SD58	L 174 H85 D100 SH45 SD58	L 194 H85 D100 SH45 SD58
version code	616	617	243	330	D40
Description	maxi chr no arm m.rgt fac.ter.	maxi chr no arm m.laf fac.ter.	2 1/2 seater with no armrests	3 str with no armrests	armless 3-seater maxi



L 103 H85 D160 SH45 SD118	L 103 H85 D160 SH45 SD118	L 113 H85 D160 SH45 SD118	L 113 H85 D160 SH45 SD118	L 123 H85 D160 SH45 SD118	L 123 H85 D160 SH45 SD118
597	598	410	420	601	602
mini chaise lon.rhf	mini chaise lon.lhf	chaise lon.rhf arm fac	chaise lon.lhf arm fac	maxi chaise lon.rgt arm fac.	maxi chaise lon.lft arm fac.



L 114 H85 D114 SH45 SD75	L 80 H43 D80 SH- SD-
040	540
square corner	ottoman

↓ fold following the dotted line ↓

